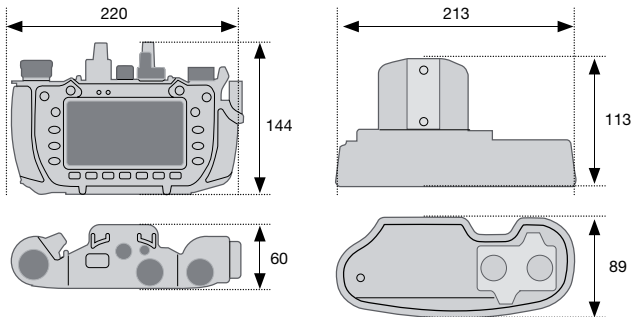


Remote terminals and electronic handwheels

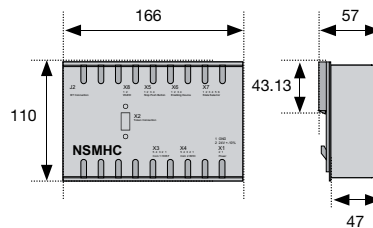


HBH4 / HBH3 series

HBH4 - Wireless



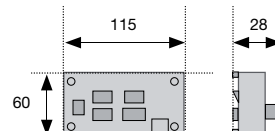
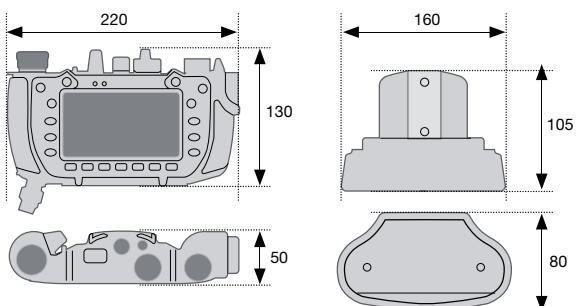
- Handwheel
- Charging station (for wall or desktop mounting)
- Antenna and safety drive coupling token (via bluetooth)
- Bluetooth antenna with 20 meter cable
- Bluetooth receiver for safety transmission
- Bluetooth: Class 1, 17 dBm / 50 mW
- Wi-Fi: 13 dBm / 20 mW
- Maximum connection distance up to 50 meters
- Dual battery (replaceable)
- Protection degree IP 64
- Dimensions: 220 x 144 x 63 mm
- Weight: 0.900 kg



HBH3 - with cable



- Handwheel
- Cable length: 5 /10 m
- Wall-mounting electrical cabinet connector
- Stand-by station (for wall or desktop mounting)
- Protection degree IP 64
- Dimensions: 220 x 130 x 50 mm
- Weight: 0.700 kg



HBH remote terminals

Direct access to advanced CNC features while using an interface similar to that of the CNC 8065, through ISO instructions that may be directly programmed and executed via the remote terminal.



Characteristics

Description:

- Lightweight and ergonomic
- 5" TFT LCD touch screen (stylus, touch screen integrated)
- Screen resolution: 480 x 272
- Power supply / load: 24 V DC +/- 25%
- Navigation keys and axis, feedrate and working mode selector switches
- USB for firmware updates
- Magnets for mounting on machinery

Operation:

- 2 potentiometers: FEED and SPEED
- Manual mode control: jog / incremental / handwheel
- 3-position enabling switch (deadman switch): ON / OFF / PANIC
- E-stop button
- Status LED: terminal and/or base load diagnostics
- Axis movement in manual mode: JOG / electronic handwheel
- Remote control of the machine: START / STOP / RESET. Zero preselection of the axes, block programming in MDI
- Remote tool management: viewing and editing of tool tables, writing of technological data, measuring of tool length
- Remote source management: visualization of the source/claw table, pre-selection and activation of source table
- Configuration of the terminal and diagnostics via the PLC and terminal
- Simple and intuitive PLC user integration

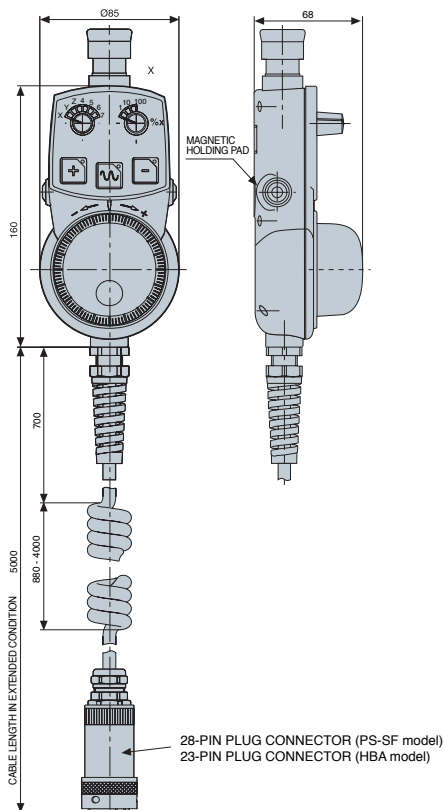


PS-SF and HBA series



PS-SF

- Pulse generator (encoder):
5 V differential TTL– 100 pulses / turn
(model PS-SF-141005)
- Emergency push button: dual channel circuit for enhanced safety
- **3-position and double contact validation device:**
EN ISO 13849-1 compliant reliability values
($B_{10d} : 1 \times 10^5$)
- Selector switch for 7 axes
- Resolution selector switch (x1, x10, x100)
- Keyboard for axis jog (-, ~, +), with LED indicator
- Cable up to 5 meters (extended)
- 28-pin male connector at the end, and matching receptacle type female for the electrical cabinet, pendant enclosure or control desk



HBA

- Pulse generator (encoder):
24 V (10-30 V DC) – 25 pulses / turn
(model HBA-119904)
5 V differential TTL– 100 pulses / turn
(model HBA-119903)
- Emergency push button: dual channel circuit for enhanced safety
- Dual enable push-button with dual channel circuit
- Selector switch for 7 axes
- Resolution selector switch (x1, x10, x100)
- Keyboard for axis jog (-, ~, +), with LED indicator
- Cable up to 5 meters (extended)
- 23-pin male connector at the end, and matching receptacle type female for the electrical cabinet, pendant enclosure or control desk





FAGOR AUTOMATION

Fagor Automation, S. Coop.

Bº San Andrés, 19
 E-20500 Arrasate - Mondragón
 SPAIN
 Tel.: +34 943 039 800
 Fax: +34 943 791 712
 E-mail: info@fagorautomation.es



Fagor Automation holds the ISO 9001 Quality System Certificate and the CE Certificate for all products manufactured.

Fagor Automation shall not be held responsible for any printing or transcribing errors in the catalog and reserves the right to make any changes to the characteristics of its products without prior notice. You must always compare the data with that appearing in the manual that comes with the product.

www.fagorautomation.com



worldwide automation